

# B&G Triton 2 setup at Helm – NavPod & AngleGuard modifications

Time to get some data at the helm!

So far our helm came with more or less no electronic:

- signet marine instruments not getting any signals from the senders
- raymarine st4000+ working pretty well
- Garmin GPS 182C Display

As a technophile I dreamed since the day I owned the boat to add some electronic but these days has been pushed away by more critical tasks.



Now I have some NMEA2000 devices setup on Hotel Catalina and I got an OK deal on a B&G Triton 2, it was time to bring the N2K backbone to the helm!

## Open the NavPod

This week-end was the second time I get a chance to open it, last time was the day I received the special screwdriver for the NavPod.



Time to investigate what is inside this NavPod, only the controller for the ST4000+ and one cable to power the Garmin GPS display.



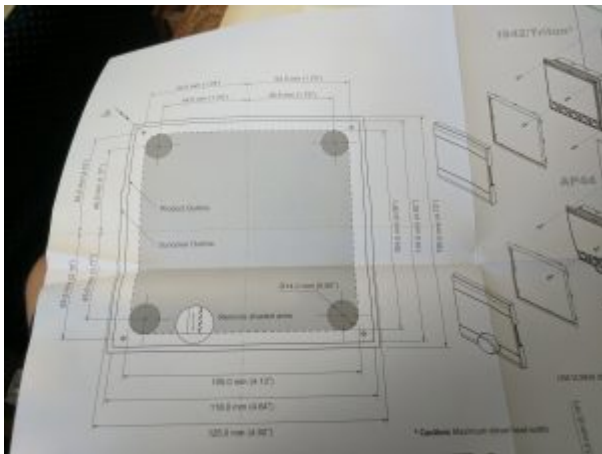
**Make space to get the N2K backbone to the helm**







Time to make a hole in the NavPod to fit the B&G Triton





Done

